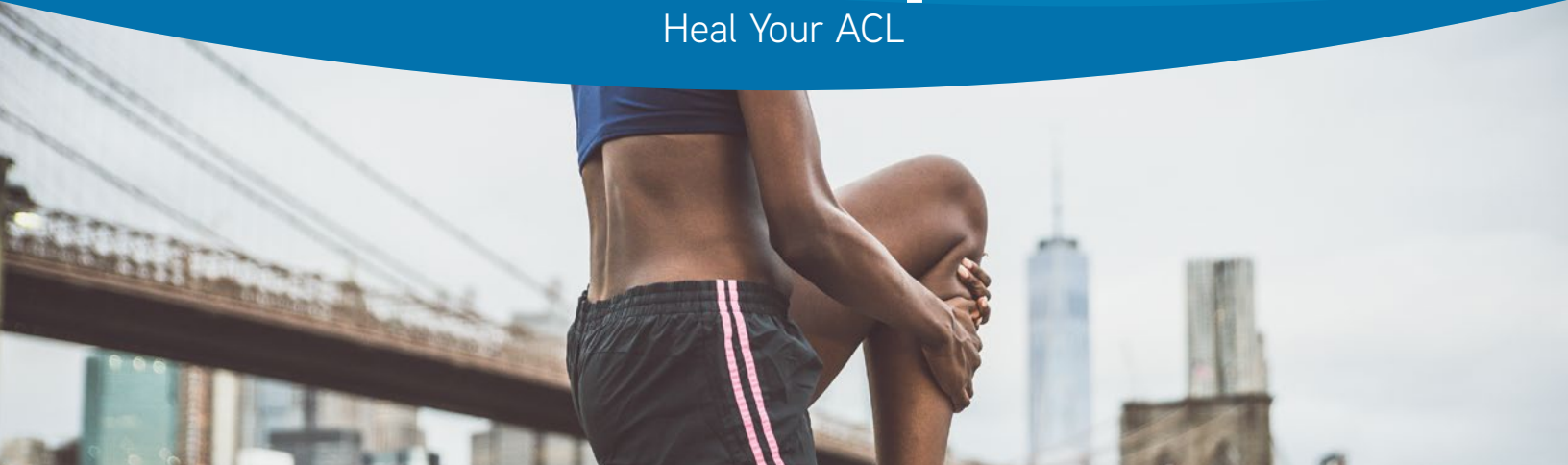


# BEAR<sup>®</sup> Implant

Heal Your ACL



**The BEAR Implant is the first medical advancement to enable your body to heal its own torn anterior cruciate ligament (ACL).**

That's a big deal, because until now your ACL would have been replaced with either another tendon from your body or a tendon from a donor.

**ACL tears are often treated with surgery called ACL reconstruction.**

During ACL reconstruction, an orthopedic surgeon removes your torn ACL and replaces it with a graft from another part of your leg (called an autograft) or a donor (called an allograft).

**Unlike many other ligaments in the body, your torn ACL does not have the ability to heal on its own.**

A thick liquid – called synovial fluid – reduces friction between the bones when you move your knee. As important as this fluid is for proper knee function, it also prevents the formation of blood clots that are critical for healing.

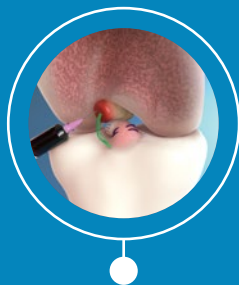
**The BEAR Implant is different because it works with your own blood to heal the torn ends of your ACL back together.**

It is designed to hold and protect your blood to allow the formation of a clot, which is necessary for healing.

**The BEAR Implant acts as a bridge to help the torn ends of the ACL heal together.**



Torn ACL



Surgeon adds **your own** blood to the **BEAR** Implant



Surgeon inserts **BEAR** Implant between torn ends of ACL



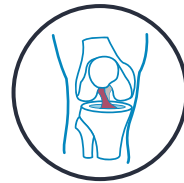
BEAR Implant is replaced with **healed** ACL



## Benefits



Helps your own ACL heal



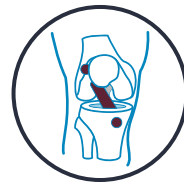
Restores torn ACL quality and size similar to your non-injured ACL



Simple outpatient procedure



Faster recovery of muscle strength



No need for grafts

- No second wound site that needs to heal
- No worries about donor graft quality or risk of disease



Higher patient satisfaction with being ready to return to sports



Be sure to discuss your individual symptoms, diagnosis and treatment with your surgeon. The **BEAR** Implant has the same potential medical/surgical complications as other orthopedic surgical procedures, including ACL reconstruction. These include the risk of re-tear, infection, knee pain, meniscus injury and limited range of motion.

The **BEAR** Implant was approved by the U.S. Food and Drug Administration (FDA) in 2020 and is indicated for skeletally mature patients at least 14 years of age with a complete rupture of the ACL, as confirmed by MRI. Patients must have an ACL stump attached to the tibia to construct the repair. The BEAR device must be implanted within 50 days of injury.



Scan to learn more about the BEAR Implant, including risk information and complete product labeling.

69 Milk Street, Westborough, MA 01581 | (800) 590-6995 | [www.miachortho.com](http://www.miachortho.com)

